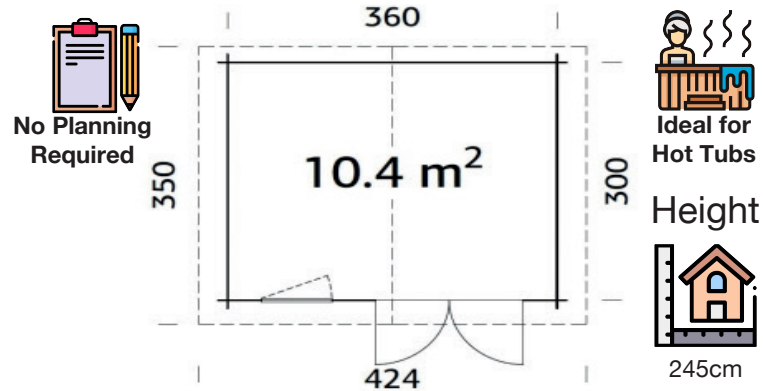










**JACKSONVILLE 2**



Providing luxury and quality space in your garden, the Jacksonville 2 Log Cabin is the ideal hideaway for your hobbies, as a summerhouse or a fantastic den for your children. Beautifully constructed from thick 28mm Nordic Spruce, the interlocking log design provides a high quality, smooth planed finish chalet style design supported by wind braces for a robust build. The delightful apex roof is 16mm tongue and groove, well-known for its durability, weather resistance and strength, ensuring a strong and reliable finish.



-  380 x 320cm
-  28mm
-  22.9m<sup>3</sup>
-  10.4m<sup>2</sup>
-  139 x 175cm
-  66 x 89cm
-  **Not Included-Optional**
-  16mm
-  50cm

**FULL SPECIFICATION**

<b>CABIN SIZE:</b>	380 x 320cm x 245cm	Wood Type:	Nordic Spruce
<b>WALL THICKNESS:</b>	28mm	Chalet Cut:	Logs (Wind & Rain Protection)
<b>VOLUME:</b>	22.9m <sup>3</sup>	Window Type:	4mm
<b>AREA:</b>	10.4m <sup>2</sup>	Window / Door Feature:	Window With Water Gutter
<b>DOOR OPENING:</b>	139 x 175cm	Braces:	Wind Braces
<b>WINDOW OPENING:</b>	66 x 89cm	Roof Boards With:	Boards With Tongue & Groove
<b>FLOORS BOARDS:</b>	Option	Guarantee:	5 Years
<b>ROOF BOARDS:</b>	16mm	Treated Foundation Joists:	No
<b>ROOF OVERHANG:</b>	N/A	<b>IDEAL FOR:</b>	Log Cabin   Office   Study
<b>UNDER PLANNING:</b>	Yes		

**FROM £2,218**

**FINANCE FROM  
£21.47 PCM**

